



Break the Chain of Disease

Step by Step
14 Day
Detox Program

With Recipes

Naturally Healthy

*Printed
Copy of this
Book*

R 100 Excl. Postage

Full Colour ring binded

Leonic: 073 721 5305
delicatenspicy@gmail.com



My Story

At age 9, my whole life changed upside down, my first bladder infection and hundreds more to come. Having constant kidney and bladder infection (at least once a month) at Age 11 they had to stretch my bladder tube. And again at age 18. At age 19 I was diagnosed with Chronic Kidney and Badder disease.

I was told that I would never be able to have children and had to be on medication for the rest of my life. Age 20 a doctor found 5 Lumps in my breast

An operation procedure was done to check from the tissue if these were malicious. I was scheduled for another operation in 7 weeks for all the lumps to be removed. It was during this time that my friend (now my husband) asked me: "Do you really want to be well and healthy?" "Well of course" was my reply.

He suggested I change to a Wholefood Plantbased diet and lifestyle. I had nothing to lose so I tried it. He also introduced me to our Loving Saviour and Healer.. Long story short; when the Sonar was done, all the lumps were gone! I never had a single kidney or bladder infection. Best of all, I have two beautiful kids. I never look back. I Praise God everyday for the miracle of a healthy life.

Leonic: 073 721 5305
delicatenspicy@gmail.com





Sanctified Life Ministries



In 2017 We left our Business life behind, for a life of freely giving as Volunteer Medical Missionaries.

We moved to Politsi
(25 Km from Tzaneen Limpopo).
Where we dedicate our lives in helping
people with over all health problems.
We also do Cooking Classes and
Health Seminars

***Our Ministry is based on
Mathew 10:8 "Freely you have received , Freely you shall give."***

Naturally Healthy

Vigorous Health at any age

- * Cooking classes
- * Health Seminars
- * Nutrition
- * Advanced Herbalism
- * Ozone Therapy
- * Child Psychology
- * Counselling
- * Naturology
- * Holistic Massage
- * Reflexology
- * Aromatherapy
- * Accupressure

Leonie Botha (H.H.I. Nat)

Medical Missionary & Health Coach

+27 73 721 5305



Sanctified Life Ministries





Sanctified Life Ministries

If you would like to make a donation

Banking Details:

Sanctified Life Ministries

FNB (First National Bank)

Cheque Account

Acc. nr. 62530733626

Branch code: 270324

Our Ministry is based on

Mathew 10:8 "Freely you have received , Freely you shall give."

Remember

No Disease can be cured by a quick fix.
You will need to detox your body and
change to a healthier lifestyle.

**God gave Herbal and Natural Remedies
to help restore Health**

God is the Great Physician

Exodus 15:26

“I am the LORD that Healeth thee.”

Leonic: 073 721 5305
delicatenspicy@gmail.com



Why Detox?

Amazing benefits when you Detox your body

- * More Energy
- * Weight loss
- * Better skin
- * Improved digestion
- * Better sleep
- * Improved moods
- * Less aches & Pains
- * Improved joint and muscle flexibility
- * Cleaner & better functioning organs
- * Able to handle stress better
- * Feeling Healthier

Leonic: 073 721 5305
delicatenspicy@gmail.com



Foods to avoid

These foods should be avoided before and during a detox.

*** Avoid drinking coffee, tea and Alcohol**

*** Avoid Processed foods**

**Avoid bread, pastries, pizza, pasta,
chocolate, chips, sweets.**

*** Avoid Dairy and Meat**

*** Avoid sugar and Gluten**

*** Avoid Preservatives and colourings**

Leonie: 073 721 5305
delicatenspicy@gmail.com



Detox Methods

These are methods you can incorporate, to help your body to detox.

* **Lemon and Luke warm Water**

* **Dry Skin Brushing**

* **Epsom Salt Baths**

* **Vitamin D** * **Exercise**

* **Charcoal** * **Bentonite Clay**

* **Water** * **Massage**

* **Ozone Treatment** * **Get Grounded**

Leonic: 073 721 5305
delicatenspicy@gmail.com



Lemon and Luke warm water

*** Can be done Daily**

Drink every morning when you wake up.

Its a great way to kick start your liver and digestive system.

It is also detoxifying and alkalising.

Your body will love you for it!

*** Squeeze juice of 1 Fresh Lemon into
glass with Luke warm water (NOT Hot)**

Leonic: 073 721 5305
delicatenspicy@gmail.com



Dry Skin Brushing

*** Can be done Daily**

Not only does dry skin brushing feel good, its detoxifying as it's giving your lymphatic system a workout, and waking it up so to speak!

The lymph system is responsible for removing toxins and if it's overloaded it becomes sluggish.

Before you shower, use a dry skin brush use long brush strokes. Repeat 5 times

Always brush towards your heart.

You should be tingling all over

Leonie: 073 721 5305
delicatenspicy@gmail.com



Epsom Salt Baths

*** Can be done twice a week**

Epsom salts are high in Magnesium.

**Magnesium is great for
regulating heart beat, Hormones, relaxing muscles,
improving sleep, drawing toxins out of the body,
relieving arthritis and joint pain, digestive issues.**

**Very Warm bath with 2 Cups Epsom salt
Few drops Lavender oil (optional)
Soak for 20 minutes**

Leonie: 073 721 5305
delicatenspicy@gmail.com



Vitamin D

*** Can be done Daily**

Vitamin D Helps prevent Breast Cancer, Ovarian Cancer, Colon Cancer, Prostate Cancer, Multiple Sclerosis, Heart disease and other ailments.

20 Minutes of regular sunlight exposure, on the bare skin without sun screen. is one of the easiest ways to boost your immune system and state of being.

Leonie: 073 721 5305
delicatenspicy@gmail.com



Exercise

*** Can be done Daily**

Exercise boosts your mood, helps you lose weight, sleep better, keeps health conditions and illnesses at bay, makes you feel good and gives you energy.

Best of all when you work up a sweat you are literally sweating those toxins out.

Trampoline and skipping rope is the best exercise for the lymph system

*** Hiking * Cycling**

*** Jogging * Weight lifting**

Leonie: 073 721 5305
delicatenspicy@gmail.com



Bentonite Clay

*** Can be done twice a week**

Bentonite clay is composed of aged volcanic ash. It contains Magnesium and approximately 67 other trace minerals. The particles of bentonite clay contain a negative charge that attract all types of toxins and pathogens, which include bacteria, toxins, metals and pesticides. All of which have a positive charge. This ensures that when taken orally, the clay can bind to toxins which are then excreted out through the body safely.

1/2 teaspoon in a glass of water

Can be mixed with the charcoal

Leonie: 073 721 5305
delicatenspicy@gmail.com



Water

*** Daily at least 2 litres per day**

- * Clean, filtered water will help your body flush out toxins.
- * It prevents Constipation
- * It protect against some types of cancer
- * It can improve your mood
- * It keeps our kidneys working
- * It help prevent headaches
- * It energizes us
- * It helps with concentration
- * It protects our joints and cartilage

Drink minimum of 2 Litres every day

*** Never drink water with a meal
(30 minutes before a meal,
1 hour after meal)**

Leonie: 073 721 5305
delicatenspicy@gmail.com



Massage

*** Can be done weekly**

Massage is great at moving toxins out of the body, removes stress and relaxes you.

Massage therapy also helps jump start the lymphatic System, which plays a crucial role in pushing out toxins and boosting your immune system to defend against illness.

Benefits you may experience:

- * More energy**
 - * Stronger immune system**
 - * Improved skin**
 - * less Stress**
- and it feels good...!**

Leonie: 073 721 5305
delicatenspicy@gmail.com



Ozone Treatment

*** Can be done weekly**

Ozone Treatments are done at a
Lifestyle Centre or Health spa.

- * Purifying blood and Lymph**
- * Reducing pain**
- * Improving circulation by cleaning the arteries and veins**
- * Stimulating the immune system to speed up healing**
- * Detoxify the body**
- * Having anti-inflammatory Properties**

Leonie: 073 721 5305
delicatenspicy@gmail.com



Get Grounded

*** Can be done daily**

Wearing Shoes, living and working stress, electromagnetic frequencies from wi-fi, electronic devices all disconnect us from being grounded. Getting grounded is the process of connecting your body to the Earth's subtle electrical field. It is as simple as placing your bare feet directly on the earth.

On the grass or a beach for 10 minutes a day.

When you do this, your body can naturally discharge stress, pain and inflammation.

**Walk bare feet on grass or beach
10 minutes every day.**

Leonic: 073 721 5305
delicatenspicy@gmail.com



For Detox or Health support



Leonie: +27 73 721 5305



delicatenspicy@gmail.com



Delicate 'n Spicy

Leonie: 073 721 5305
delicatenspicy@gmail.com



Activated Charcoal

*** Can be done twice a week**

Fine Black powder that you can buy at a Health shop.

Charcoal works by attaching to toxins in the stomach and adsorbing them before they get into the bloodstream. It traps toxins and chemicals in the body, allowing them to be flushed out so the body doesn't reabsorb them.

It reduces the absorption of Poison up to 60%

1 Heaped teaspoon in a glass of water

For Children use

100% Juice in stead of water

Leonie: 073 721 5305
delicatenspicy@gmail.com



Activated Charcoal Abdominal Poultice

**Apply the Poultice Before bed time,
and remove the next morning**

**Cut a 3 pieces of material 300 x 550mm (The 550mm will be
folded over, making it a 300mm x 275mm Poultice)**

Mix the following in a glass mixing bowl.

*** 1 Cup ground Linseed**

*** 3 Heaped Tablespoons Activated Charcoal**

Then Add 2 cups Boiling water, stir immediately.

**The Cloth will be folded over make a mark where
you will fold over. Spread the paste thinly on each cloth.
Leaving a 20 mm border on all 4 sides. Fold cloth over.**

*Leonie: 073 721 5305
delicatenspicy@gmail.com*



Activated Charcoal Abdominal Poultice

Use immediately or wrap with clear plastic a few times and freeze. To use the frozen poultice, take off the plastics.

Put it over a warm water bottle, cover with old Towel.

Leave until it is very warm, but not so warm to burn the person.

HOW TO APPLY POULTICE:

Warm the poultice, put over abdominal area.

Secure all around with bandage or old cloth and then with Plastic wrap.

(Having the plastic wrap directly on the skin may irritate the skin.

Hence put another cloth or bandage first.

If you take the Poultice off in the morning and you have a red rash.

You can apply zinc ointment, Castor oil or Coconut oil.

Leonie: 073 721 5305
delicatenspicy@gmail.com



Colon Cleanse

It is very important to Clean the Colon before you start a detox, and also during the detox. 98 % of all people has a toxic Colon and build up of old feces.

It is Extremely important to drink lots of water during your cleanse to eliminate all the Toxic build up.

During this detox we are gently going to:

- * Clean the colon.
- * Restore a healthy Gut Biome

Epsom salt Mixture

3 tsps epsom salt dissolved in 4 Tbsps Juice

- * **Take a little bit of juice afterwards to get rid of taste in mouth.**

Drink the Epsom salt mixture on day 1

Colon Cleanse Mixture

*** 2 Cups Ground Flax seed**

*** 1 Cup Psyllium husk**

Leonic: 073 721 5305
delicatenspicy@gmail.com



Liver Cleanse

Proper Liver function is essential for a healthy body to function optimally. Buildup of fats and toxins in the liver can be responsible for a whole host of symptoms. Liver stones can accumulate bacteria, parasites and viruses which then go to the liver. This creates a environment for infections which increase the number of harmful bacteria in the body.

You may have Diarrhea.

The stones sometimes rise up to the surface of the water because of the cholesterol inside them.

Sometimes the liver channels are filled with cholesterol crystals and not stones, they will appear on the surface in the toilet as a greenish substance

Epsom salt Mixture

Mix 4 teaspoons Epsom salt with 3 Cups water.

Pour mixture in a glass container and refrigerate

*** This Mixture will open your liver channels
for the stones to move through without causing you pain.**

Leonie: 073 721 5305
delicatenspicy@gmail.com



Liver Cleanse

Olive oil Mixture

1/2 Cup Cold pressed Extra virgin olive oil

70 ml Fresh lemon juice 70 ml Fresh Grapefruit juice

**Store the olive oil in 1 bottle and
the Lemon and Grapefruit juice in another bottle**

14:00 Eat your last meal (Must be a light Non greasy meal)

Prepare Epsom Salt Mixture

18:00 Drink 1 Cup of Epsom Mixture

20:00 Drink another cup of Epsom Mixture

21:45 Go to bathroom and get ready for bed.

Mix the Olive oil, lemon and grapefruit juice in a bottle and Shake.

Drink it while standing for 5 minutes.

Go to bed. The sooner you lie down the more gallstones will come out.

Lie on your back and keep your head slightly raised.

Stay still for 20 minutes.

Now you can sleep.

Drink the third cup of epsom mixture the next morning.

Leonie: 073 721 5305
delicatenspicy@gmail.com



14 day Detox Program

**This Detox program is designed to keep
your meals light.**

**If you feel you are still hungry, drink more water
if that doesnt help, you may have a extra
smoothies from the Program.**

**Fruits and Vegetables
should NEVER be mixed.**

ONLY Apple is an exception to the rule

Leonie: 073 721 5305
delicatenspicy@gmail.com



14 day Detox Program

Day 1

Try to drink pure water at least every hour during the day!
Try to be in the sun every day.

Morning

1. Drink Luke warm lemon water
2. Prayer and Worship
3. Drink Epsom salt mixture
4. Get Grounded
5. Dry skin brushing, Shower
6. Drink Flaxseed mixture
7. Berry Blast Smoothie

Mid day

1. Celery Crunch Salad
2. Flaxseed Mixture
3. Red detox Juice

After work

1. Flaxseed Mixture
2. Green Cleanse Smoothie
3. Exercise
4. Epsom Salt Bath
5. Prayer and Worship
6. Charcoal Poultice

Leonie: 073 721 5305
delicatenspicy@gmail.com



14 day Detox Program

Day 2

Try to drink pure water at least every hour during the day!

Try to be in the sun every day.

Morning

1. Drink Luke warm lemon water
2. Prayer and Worship
3. Drink Charcoal
4. Get Grounded
5. Dry skin brushing, Shower
6. Drink Flaxseed mixture
7. Banana Berry Smoothie

Mid day

1. Cucumber meets Avo Salad

2. Flaxseed Mixture

3. Mean Green Juice

After work

1. Flaxseed Mixture

2. Green & Leafy Smoothie

3. Exercise

4. Epsom Salt Bath

5. Prayer and Worship

6. Charcoal Poultice

Leonie: 073 721 5305
delicatenspicy@gmail.com



14 day Detox Program

Day 3

Try to drink pure water at least every hour during the day!

Try to be in the sun every day.

Morning

1. Drink Luke warm lemon water
2. Prayer and Worship
3. Drink Charcoal
4. Get Grounded
5. Dry skin brushing, Shower
6. Drink Flaxseed mixture
7. Goodbey Toxins Juice

Mid day

1. Carrot turns Red Salad
 2. Flaxseed Mixture
 3. Liver Cleanser Juice
- ### **After work**
1. Flaxseed Mixture
 2. Avo Nice Smoothie
 3. Exercise
 4. Bath or Shower
 5. Prayer and Worship
 6. Charcoal Poultice

Leonie: 073 721 5305
delicatenspicy@gmail.com



14 day Detox Program

Day 4

Try to drink pure water at least every hour during the day!

Try to be in the sun every day.

Morning

1. Drink Luke warm lemon water
2. Prayer and Worship
3. Drink Charcoal and Bentonite
4. Get Grounded
5. Dry skin brushing, Shower
6. Drink Flaxseed mixture
7. Banana berry Smoothie

Mid day

1. Broccoli & Avo Salad
2. Flaxseed Mixture
3. Green Cleanse Juice

After work

1. Flaxseed Mixture
2. Green Cleanse Smoothie
3. Exercise
4. Epsom Salt Bath
5. Prayer and Worship
6. Charcoal Poultice

Leonie: 073 721 5305
delicatenspicy@gmail.com



14 day Detox Program

Day 5

Try to drink pure water at least every hour during the day!

Try to be in the sun every day.

Morning

1. Drink Luke warm lemon water
2. Prayer and Worship
3. Get Grounded
4. Dry skin brushing, Shower
5. Drink Flaxseed mixture
6. Berry Blast Smoothie

Mid day

1. Pumpkin & Carrot Salad

2. Flaxseed Mixture

3. Anti-inflammatory

After work

1. Flaxseed Mixture

2. Green & Leafy Smoothie

3. Exercise

4. Epsom Salt Bath

5. Prayer and Worship

6. Charcoal Poultice

Leonie: 073 721 5305
delicatenspicy@gmail.com



14 day Detox Program

Day 6

Try to drink pure water at least every hour during the day!

Try to be in the sun every day.

Morning

1. Drink Luke warm lemon water
2. Prayer and Worship
3. Get Grounded
4. Dry skin brushing, Shower
5. Drink Flaxseed mixture
6. Banana Berry Smoothie

Mid day

1. Broccoli Avo salad

2. Flaxseed Mixture

3. Red detox Juice

After work

1. Flaxseed Mixture
2. Avo Nice Smoothie
3. Exercise
4. Bath & Shower
5. Prayer and Worship
6. Charcoal Poultice

Leonic: 073 721 5305
delicatenspicy@gmail.com



14 day Detox Program

Day 7

Try to drink pure water at least every hour during the day!
Try to be in the sun every day.

Morning

- 1. Drink Luke warm lemon water**
- 2. Prayer and Worship**
- 3. Get Grounded**
- 4. Dry skin brushing, Shower**
- 5. Drink Flaxseed mixture**
- 6. Banana Berry Smoothie**

Mid day

- 1. Green Clean Salad**
Before 14:00

After work

- 1. Exercise**
- 2. Bath & Shower**
- 3. Liver Cleanse**
- 4. Prayer and Worship**

Leonie: 073 721 5305
delicatenspicy@gmail.com



14 day Detox Program

Day 8

Try to drink pure water at least every hour during the day!
Try to be in the sun every day.

Morning

1. Drink Luke warm lemon water
2. Prayer and Worship
3. Get Grounded
4. Drink last of Liver cleanse mix
5. Dry skin brushing, Shower
6. Drink Flaxseed mixture
7. Goodbey Toxins Juice

Mid day

1. Celery Crunch Salad
2. Flaxseed Mixture
3. Mean green Juice

After work

1. Green Cleanse Smoothie
2. Exercise
3. Epsom salt warm Bath
4. Prayer and Worship

Leonic: 073 721 5305
delicatenspicy@gmail.com



14 day Detox Program

Day 9

Try to drink pure water at least every hour during the day!
Try to be in the sun every day.

Morning

1. Drink Luke warm lemon water
2. Prayer and Worship
3. Get Grounded
4. Dry skin brushing, Shower
5. Drink Flaxseed mixture
6. Good morning Juice

Mid day

1. Cucumber meets Avo Salad
2. Flaxseed Mixture
3. Liver Cleanser Juice

After work

1. Green & Leafy Smoothie
2. Exercise
3. Shower or Bath
4. Prayer and Worship

Leonie: 073 721 5305
delicatenspicy@gmail.com



14 day Detox Program

Day 10

Try to drink pure water at least every hour during the day!
Try to be in the sun every day.

Morning

1. Drink Luke warm lemon water
2. Prayer and Worship
3. Get Grounded
4. Dry skin brushing, Shower
5. Drink Flaxseed mixture
6. Berry Blast Smoothie

Mid day

1. Carrot turns red Salad
2. Flaxseed Mixture
3. Green Cleanse Juice

After work

1. Avo Nice Smoothie
2. Exercise
3. Shower or Bath
4. Prayer and Worship

Leonie: 073 721 5305
delicatenspicy@gmail.com



14 day Detox Program

Day 11

Try to drink pure water at least every hour during the day!
Try to be in the sun every day.

Morning

1. Drink Luke warm lemon water
2. Prayer and Worship
3. Get Grounded
4. Dry skin brushing, Shower
5. Drink Flaxseed mixture
6. Banana Berry Smoothie

Mid day

1. Broccoli & Avo Salad
 2. Flaxseed Mixture
 3. Anti-inflammatory Juice
- ### **After work**
1. Green Cleanse Smoothie
 2. Exercise
 3. Epsom salt Bath
 4. Prayer and Worship

Leonic: 073 721 5305
delicatenspicy@gmail.com



14 day Detox Program

Day 12

Try to drink pure water at least every hour during the day!
Try to be in the sun every day.

Morning

1. Drink Luke warm lemon water
2. Prayer and Worship
3. Get Grounded
4. Dry skin brushing, Shower
5. Drink Flaxseed mixture
6. Berry Blast Smoothie

Mid day

1. Pumpkin & Carrot Salad
2. Flaxseed Mixture
3. Red detox juice

After work

1. Green & Leafy Smoothie
2. Exercise
3. Epsom salt Bath
4. Prayer and Worship

Leonie: 073 721 5305
delicatenspicy@gmail.com



14 day Detox Program

Day 13

Try to drink pure water at least every hour during the day!
Try to be in the sun every day.

Morning

1. Drink Luke warm lemon water
2. Prayer and Worship
3. Get Grounded
4. Dry skin brushing, Shower
5. Drink Flaxseed mixture
6. Banana Berry Smoothie

Mid day

1. Green Clean Salad
2. Flaxseed Mixture
3. Mean Green Juice

After work

1. Avo Nice Smoothie
2. Exercise
3. Bath or Shower
4. Prayer and Worship

Leonie: 073 721 5305
delicatenspicy@gmail.com



14 day Detox Program

Day 14

Try to drink pure water at least every hour during the day!
Try to be in the sun every day.

Morning

1. Drink Luke warm lemon water
2. Prayer and Worship
3. Get Grounded
4. Dry skin brushing, Shower
5. Drink Flaxseed mixture
6. Berry Blast Smoothie

Mid day

1. Broccoli & Avo Salad
2. Flaxseed Mixture
3. Liver Cleanser Juice

After work

1. Green Cleanse Smoothie
2. Exercise
3. Bath or Shower
4. Prayer and Worship

Leonie: 073 721 5305
delicatenspicy@gmail.com

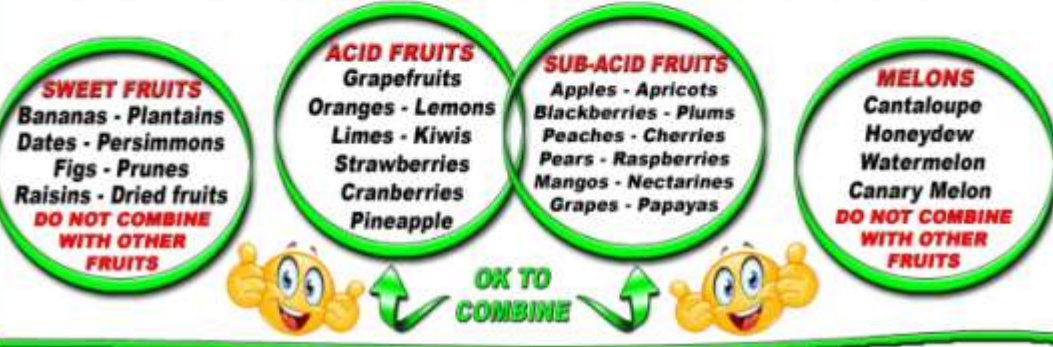


FOOD COMBINATION CHART

DO NOT COMBINE



DO NOT COMBINE FOODS ABOVE AND BELOW THIS LINE



Clean your Fruit & Veg

Fruit and Vegetables may be full of insects, bugs, bacteria, pesticides etc.

Recipe

**Luke warm water in sink
1/2 Cup Apple Cider Vinegar
1 Tbsp Bicarbonate of soda
Soak, Rinse and use!**

Leonie: 073 721 5305
delicatenspicy@gmail.com
 *Delicate 'n Spicy*



Smoothies

Leonie: 073 721 5305
delicatenspicy@gmail.com



Berry Blast Smoothie

Almonds Contains Leatril (anti-cancer). They are also Rich in Vitamin E, its very Alkalisng.

Strawberries acts as an Antioxidant, Boost the Immune System, Detoxify the body.

Rasberries are rich in Vitamins, anti-oxidants and Dietary fibre

Blueberries are rich in Vitamin C & B6, Protects your body against inflamation and free radicals.

Dates heal the digestive tract, its a natural energy booster and help maintain healthy weight



Recipe

1/2 Cup Almonds

1 Cup Filtered water

1/2 Cup Fresh or Frozen Strawberries


1/2 Cup Fresh or Frozen Rasberries

1/2 Cup Fresh or Frozen Blueberries

5 Dates

Powder of 1 Probiotic Capsule

Leonie: 073 721 5305
delicatenspicy@gmail.com

 *Delicate 'n Spicy*



Banana Berry Smoothie

**Bananas Promotes kidney health, are a great source of Potassium, promotes bone health
Almonds Contains Leatril (anti-cancer). They are also Rich in Vitamin E, its very Alkalisng.**

Strawberries acts as an Antioxidant, Boost the Immune System, Detoxify the body.

Rasberries are rich in Vitamins, anti-oxidants and Dietary fibre

Blueberries are rich in Vitamin C & B6, Protects your body against inflamation and free radicals.

Dates heal the digestive tract, its a natural energy booster and help maintain healthy weight

Chia seeds are good for digestion, Cleanses the colon, high in antioxidants

Recipe

1 Cup mixed Berries

2 Frozen Bananas

1 1/2 Cup Almond milk


5 Dates

2 Tablespoons Chia seeds

Powder of 1 Probiotic capsule



Leonie: 073 721 5305
delicatenspicy@gmail.com

 *Delicate 'n Spicy*



Green Cleanse Smoothie

Cucumber Relieves joint pain, Reduces Cholesterol, Promotes Digestion, Fights Cancer, Aids in weight loss

Kale is Anti-inflammatory, aid with digestion, boosts the immune system, help prevent cancer

Celery is Anti-inflammatory, Lowers blood pressure, rids kidney & gall stones, prevents calcium deposits

Apples relieves constipation, reactivates Good Gut Bacteria, removes Toxins, Helps control weight

Ginger lowers Cholestrol levels, Relieves joint pain, prevents Stomach ulcers



Recipe

1 Cucumber

1 Stalk of Celery

4 Leaves of Kale

2 Apples


1cm piece of ginger

Dash of Lemon juice

1/2 cup water

*** Powder of 1 Probiotic Capsule**

Leonie: 073 721 5305
delicatenspicy@gmail.com

 *Delicate 'n Spicy*



Green and leafy Smoothie

Cucumber Relieves joint pain, Reduces Cholesterol, Promotes Digestion, Fights Cancer, Aids in weight loss

Spinach removes toxins, strengthens blood vessels, improves metabolism, Prevents cellulite.

Celery is Anti-inflammatory, Lowers blood pressure, rids kidney & gall stones, prevents calcium deposits

Apples relieves constipation, reactivates Good Gut Bacteria, removes Toxins, Helps control weight



Recipe

1 Cucumber

1 Stalk of Celery

Handfull baby spinach

2 Apples

Dash of Lemon juice

1 Cup filtered water

Powder of 1 Probiotic Capsule

Leonie: 073 721 5305
delicatenspicy@gmail.com
f *Delicate 'n Spicy*



Avo Nice Smoothie

Cucumber promotes Digestion, Good for Weight loss, Reduces Cholesterol, Relieves Joint pain.

Celery is Anti-inflammatory, Rids kidney & Gall stones, prevents calcium deposits.

Spinach remove toxins, improves metabolism, helps to lose weight, normalizes bowel function

Avocado aids in Digestion, Cancer protection, healthy for heart, brain and eyes.

Recipe

1 Cucumber

1 Stalk of Celery

4 Leaves of Spinach (Stems removed)

1 Avocado

Dash of Lemon juice

1 Cup filtered water

Powder of 1 Probiotic capsule



Leonie: 073 721 5305
delicatenspicy@gmail.com

 *Delicate 'n Spicy*



Salads

Leonie: 073 721 5305
delicatenspicy@gmail.com



Pumpkin and Carrot Salad

* 2 Carrots grated * 1/4 Butternut grated

* 1 Apple Grated * Handfull sprouts

Mix everything, Top with Sauerkraut and enjoy!



Carrot turns Red Salad

* 1 Raw beetroot grated * 2 Carrots grated

* 2 Radishes thinly sliced * 1 Celery stalk very thinly sliced

Mix everything, Top with sauerkraut and enjoy!

Leonie: 073 721 5305
delicatenspicy@gmail.com
f Delicate 'n Spicy



Celery Crunch Salad

- * 7 Stalks Celery, very thinly sliced
- * 1 Radish, very thinlly sliced
- * Small onion diced thinly
- * 1 Avocado cut into cubes
- * 5 Basil leaves chopped
- * Squeeze of Fresh lemon juice
- * Handfull of Sprouts

Mix everything, top with saurkraut and enjoy!



Cucumber meets Avo Salad

- * 1/2 Cucumber sliced
- * Handful chopped baby Spinach
- * Small onion diced thinly
- * 1 Avocado cut into cubes
- * 5 Parsley leaves chopped
- * Squeeze of Fresh lemon juice

Mix everything, top with sauerkraut and enjoy!

Leonie: 073 721 5305
delicatenspicy@gmail.com
f Delicate 'n Spicy



Green Clean Salad

- * Handful Chopped Kale
 - * Handful chopped baby Spinach
 - * 2 Zucchini Sliced thinly
 - * 1 Avocado cut into cubes
 - * 1 Stalk Celery, very thinly sliced
 - * Half green Pepper chopped
 - * 5 leaves Cilantro chopped
 - * Squeeze of Fresh lemon juice
- Mix everything, top with sauerkraut and enjoy!

Broccoli & Avo Salad

- * 1/4 Broccoli finely chopped
 - * 1 Zucchini sliced thinly
 - * Small onion diced thinly
 - * 1 Avocado cut into cubes
 - * 5 Basil leaves chopped
 - * Squeeze of Fresh lemon juice
- Mix everything, top with sauerkraut and enjoy!

Leonic: 073 721 5305
delicatenspicy@gmail.com
f Delicate 'n Spicy



Twice

Leonie: 073 721 5305
delicatenspicy@gmail.com



Good Morning Juice

Oranges are full of Minerals & Vitamins, Protects Kidneys, Purifies Blood, Fights infections
Apples relieves constipation, reactivates Good gut Bacteria, removes Toxins, helps control Weight.
Papaya is full of minerals and Vitamins, Anit-inflammatory, Aids in digestion, rich in Anti-oxidant

Do not use the skin of the Oranges or Papaya



Recipe

1/2 Papaya (Peeled, no seeds)
3 Oranges (Peeled)
2 Green Apples

Leonie: 073 721 5305
delicatenspicy@gmail.com
f Delicate 'n Spicy



Goodbye Toxins Juice

Oranges are full of Minerals & Vitamins, Protects Kidneys, Purifies Blood, Fights infections
Apples relieves constipation, reactivates Good gut Bacteria, removes Toxins, helps control Weight.
Grapefruit helps break down fat, Loaded with Vitamin C, Extremely Alkalizing, reduce water retention

Do not use the skin of the Oranges or Grapefruit



Recipe

- 1 Grapefruit (Peeled)**
- 3 Oranges (Peeled)**
- 2 Green Apples**

Leonie: 073 721 5305
delicatenspicy@gmail.com
f Delicate 'n Spicy



Anti-inflammatory Juice

Carrot Juice help to normalize the entire system. It is the richest source of Vitamin A, source of Vitamin B, C, D, E, G and K. Help prevent ulcers and Cancer, help prevent infections
Butternut is high in fibre, High in Anti-oxidant, Helps prevent cancer, good source of magnesium
Apples relieves constipation, reactivates Good gut Bacteria, removes Toxins, helps control Weight.
Turmeric is Anti-inflammatory, strong Anti-oxidant, Heals Wounds faster, natural painkiller
Boost Immunity, Great Anti-Allergic, Treats Asthma



Recipe

3 Carrots
1/4 butternut
2 Green Apples
1 cm raw turmeric cube

Leonie: 073 721 5305
delicatenspicy@gmail.com
f *Delicate 'n Spicy*



Green Cleanse Juice

Cucumber Relieves joint pain, Reduces Cholesterol, Promotes Digestion, Fights Cancer, Aids in weight loss

Kale is Anti-inflammatory, aid with digestion, boosts the immune system, help prevent cancer

Celery is Anti-inflammatory, Lowers blood pressure, rids kidney & gall stones, prevents calcium deposits

Apples relieves constipation, reactivates Good Gut Bacteria, removes Toxins, Helps control weight

Ginger lowers Cholestrol levels, Relieves joint pain, prevents Stomach ulcers.

Lemons detoxify your body, Relieves Constipation, high in Ani-Oxidants, Anti-viral, High Alkalizing



Recipe

1 Cucumber

4 Stalk of Celery

7 Leaves of Kale

2 Apples

1cm piece of ginger

1/2 Lemon (With skin)

Leonie: 073 721 5305
delicatenspicy@gmail.com
f Delicate 'n Spicy



Liver Cleanser Juice

Carrots help normalize the entire system, prevent infections, ulcers and Cancer, Rich in Vitamins.
Beetroot Strengthens the Gall bladder and liver, cleanses the colon and blood, Anti Cancer, Heals acne.
Spinach removes toxins, strengthens blood vessels, improves Metabolism, Prevents Cellulite
Cucumber relieves joint pain, reduces Cholesterol, Promotes Digestion, Fights cancer.
Apples relieves constipation, reactivates Good Gut Bacteria, removes Toxins, Helps control weight.
Cilantro and Parsley are Toxic metal Cleansers, Anti-bacterial and Anti-fungal, Natural internal deodorant



Recipe

1/2 Beetroot
2 Carrots
1/2 Cucumber
2 Apples
3 Spinach leaves
1/2 Lemon (With skin)
Handful of Cilantro or parsley

Leonie: 073 721 5305
delicatenspicy@gmail.com
f Delicate 'n Spicy



Mean Green Juice

Cucumber Relieves joint pain, Reduces Cholesterol, Promotes Digestion, Fights Cancer, Aids in weight loss

Kale is Anti-inflammatory, aid with digestion, boosts the immune system, help prevent cancer

Celery is Anti-inflammatory, Lowers blood pressure, rids kidney & gall stones, prevents calcium deposits

Apples relieves constipation, reactivates Good Gut Bacteria, removes Toxins, Helps control weight

Spinach removes toxins, strengthens blood vessels, Improves metabolism, Prevents Cellulite

Lemons detoxify your body, Relieves Constipation, high in Ani-Oxidants, Anti-viral, High Alkalizing



Recipe

1 Cucumber

2 Stalk of Celery

3 Leaves of Kale

3 Spinach Leaves

2 Green Apples

1/2 Lemon (With skin)

Leonie: 073 721 5305
delicatenspicy@gmail.com

 Delicate 'n Spicy



Red Detox Juice

**Carrots help normalize the entire system, prevent infections, ulcers and Cancer, Rich in Vitamins.
Beetroot Strengthens the Gall bladder and liver, cleanses the colon and blood, Anti Cancer, Heals acne.
Celery is Anti-inflammatory, Lowers blood pressure, rids kidney & gall stones, prevents calcium deposits
Apples relieves constipation, reactivates Good Gut Bacteria, removes Toxins, Helps control weight.
Ginger lowers Cholesterol levels, Relieves joint pain, prevents Stomach ulcers.
Cilantro and Parsley are Toxic metal Cleansers, Anti-bacterial and Anti-fungal, Natural internal deodorant**



Recipe

**1 Beet
3 Carrots
3 Ribs of Celery
2 Apples
1 cm of Ginger
Handful of Cilantro or parsley**

Leonie: 073 721 5305
delicatenspicy@gmail.com
f *Delicate 'n Spicy*





Benefits of: **Sauerkraut**

- * **Boosts Immunity**
- * **Promotes a Healthy Gut**
- * **Combats infection**
- * **Reduces pain of joints and muscles**
- * **Reduces risk of heart diseases**
- * **Boosts energy**
- * **Heals Ulcers**

Leonic: 073 721 5305
delicatenspicy@gmail.com





Vegan Sauerkraut

Ingredients:

- * 1 Head green cabbage
- * 2 Tbsp salt

Directions:

1. Put the cabbage through the grater of the food processor or slice into thin strips.
2. Combine the salt and cabbage.
3. Massage and squeeze the cabbage and salt together with hands, kneading it thoroughly for 10 minutes. It will become watery.

4. Let it rest for 5 minutes and repeat step 3.
5. Pack the cabbage into a glass jar as tightly as you can, pressing with wooden spoon. Pour in the liquid.
6. Fold a big cabbage leaf and put on top of Cabbage mixture.
7. Put lid on but do not tighten lid to much.
8. Set aside in room-temperature location, out of direct sunlight. For 2 - 3 weeks.
9. Burp bottle every 3 days. (open & close lid)

Leonic: 073 721 5305
delicatenspicy@gmail.com





Vegan Sauerkraut

Ingredients:

- * 1 Head Purple cabbage
- * 2 Tbsp salt

Directions:

1. Put the cabbage through the grater of the food processor or slice into thin strips.
2. Combine the salt and cabbage.
3. Massage and squeeze the cabbage and salt together with hands, kneading it thoroughly for 10 minutes. It will become watery.

4. Let it rest for 5 minutes and repeat step 3.
5. Pack the cabbage into a glass jar as tightly as you can, pressing with wooden spoon. Pour in the liquid.
6. Fold a big cabbage leaf and put on top of Cabbage mixture.
7. Put lid on but do not thighten lid to much.
8. Set aside in room-temperature location, out of direct sunlight. For 2 - 3 weeks.
9. Burp bottle every 3 days. (open & close lid)

Leonic: 073 721 5305
delicatenspicy@gmail.com





Benefits of *Kombucha*

- * **Boosts Immunity**
- * **Promotes a Healthy Gut**
- * **Combats infection**
- * **Detoxifies the liver**
- * **Aids in weight loss**
- * **Boosts energy**
- * **Heals Ulcers**

Leonic: 073 721 5305
delicatenspicy@gmail.com





Vegan Kombucha

Ingredients:

* 1 Kombucha Scoby
(buy at health shops)

* 1 cup Starter

(Kombucha from previous batch)

* 1.5 Litre water

* 1/2 cup sugar

* 4 Rooibos tea bags

Directions:

1. Wash your glass container with hot water to clean.
2. Only use Wood and glass equipment not metal.
3. Add sugar to your container.
4. Boil the water and pour into container.
5. Mix well and add the teabags. Let it cool.
6. Remove teabags, add scoby and starter.
7. Cover with cloth & Rubber band.
8. Set aside for 7-10 days in a room temperature location. Out of direct sunlight,
9. Pour the Kombucha into another container.
Remember to leave 1 cup Kombucha for next batch.
10. Flavour with lemon or Ginger. Refrigerate.

**Going on Holiday?
You can make a fresh batch
and keep it in the fridge
for up to 3 weeks.**

Leonic: 073 721 5305
delicatenspicy@gmail.com





Benefits of: Water Kefir

- * **Boosts Immunity**
- * **Promotes a Healthy Gut**
 - * **Combats infection**
- * **Lower the risk of Diabetes**
 - * **Aids in weight loss**
 - * **Helps fight Cancer**
 - * **Heals IBS**

Leonic: 073 721 5305
delicatenspicy@gmail.com





Activating Water Kefir

Directions:

1. Dissolve sugar in little bit warm water.
2. Let it cool to room Temperature.
3. Add rest of water (room temperature)
4. Add the grains
5. Pour into a glass jar, covered with cloth.
6. Set aside for 72 hours in room-temperature location. Out of direct sunlight.
7. Discard the water, keep only the grains.
8. You are now ready to make water Kefir.

Ingredients:

- * 180 ml Brown sugar
- * 1 Litre water
- * 2 tsps dehydrated Kefir grains

Leonic: 073 721 5305
delicatenspicy@gmail.com





Vegan Water Kefir

Ingredients:

- * 1/4 cup Brown sugar
- * 1 Litre water

- * 4 Tbsp hydrated Kefir grains

Flavouring only after 4 days:

- * Grated Ginger or
- * Lemon juice or
- * Vanilla extract or
- * Pieces of Fruit

Going on Holiday?

You can make a fresh batch and keep it in the fridge for up to 3 weeks.

Directions:

1. Dissolve sugar in little bit warm water.
2. Let it cool to room Temperature.
3. Add rest of water (room temperature)
4. Add the grains
5. Pour into a glass jar, covered with cloth.
6. Set aside for 72 hours in room-temperature location. Out of direct sunlight.
7. Pour the kefir water into another container, and Flavour. Refrigerate.
8. Repeat all the steps for next batch

Leonic: 073 721 5305
delicatenspicy@gmail.com



Natural Remedies

Leonie: 073 721 5305
delicatenspicy@gmail.com



Remember

**No Disease can be cured by a quick fix.
You will need to detox your body and
change to a healthier lifestyle.**

**God gave Herbal and Natural Remedies
to help restore Health**

God is the Great Physician

Exodus 15:26

“I am the LORD that Healeth thee.”

*Leonie: 073 721 5305
delicatenspicy@gmail.com*



Natural Remedies for: Arthritis



Turmeric

Circumin, the active compound in this spice, is what makes it so powerful for healing.



Ginger

The same compounds that give ginger its strong flavor also have anti-inflammatory properties.



Pineapple

Contains the anti-inflammatory Bromelain.



Garlic

It helps fight the pain, inflammation and cartilage damage of arthritis.



Arnica

It's considered a natural pain reliever to alleviate soreness and muscle stiffness.



Stinging Nettle

Contains nutrients like boron, calcium, silicon and magnesium that ease pain while building strong bones.

Leonie: 073 721 5305
delicatenspicy@gmail.com



Foods to avoid with Arthritis



**Processed
foods**



Sugar



Meat



**Fried
Foods**



**Refined
Grains**



**Milk
Products**

Leonie: 073 721 5305
delicatenspicy@gmail.com



Natural ways to relief **Arthritis**

*** Add 1/2 t Turmeric & 1/2 t Ginger to warm water, drink as a tea.**

*** Mix 1 t Coconut oil & 1/2 t Turmeric put on piece of cotton wool and place on effected area & cover.**

Keep on for 8 hours.

*** Have Ice cold water in one container and very warm water with 1/2 cup Epsom salt in another container.**

Put affected area in warm water for 3 minute and in the ice cold water for 30 seonds repeat 3 Times.

Leonie: 073 721 5305
delicatenspicy@gmail.com



Natural Remedies for: Depression



Avocados

It contains Tryptophan, folate and omega 3 an essential fatty acid that combat inflammation in the brain



Bananas

Contain Serotonin, it balance mood and contribute to well-being and happiness



Almonds

Contains high levels of Magnesium, it helps produce more serotonin (The chemical our brain produces to make us feel happy)



Spinach

Contains Tryptophan which helps increase our levels of Serotonin.



Blueberries

Contains Folate which contributes to production of serotonin.
Rich in Antioxidant



Asparagus

Contains Low levels of Vit B 12.
Contains Folate which contributes to the production of serotonin.

Leonie: 073 721 5305
delicatenspicy@gmail.com



Natural Remedies for: *Depression*



Chamomile

Improves sleep quality.
Contains Chrysin, naturally occurring
Flavonoid known to ease anxiety



Lemon Balm

Calming herb. Reduces stress and
anxiety, promotes sleep, improve
appetite



Rosemary

Provides relief from anxiety
and depression.
Has a calming effect,



St. John's Wort

Effective as an antidepressant



Lavender

Heighten your mood.
Lessen anxiety and contribute
to your overall contentment with life



Hawthorn

Helps to counter the negative effects
of stress by lowering blood levels
of the stress hormone "Cortisol"

Leonie: 073 721 5305
delicatenspicy@gmail.com



Foods to avoid with Depression



**Processed
foods**



Sugar



Meat



**Fried
Foods**



**Refined
Grains**



**Milk
Products**

Leonie: 073 721 5305
delicatenspicy@gmail.com



Natural Remedies for: **Liver**



Turmeric

Circumin, the active compound in this spice, is what makes it so powerful for healing.



Milk Thistle

It contains silymarin, which strengthens and protects the liver.



Dandelion

Speeds up liver function



Cilantro

It is a toxic Metal Cleanser. It Protects your liver from damage.



Parsley

It is a toxic Metal Cleanser. It Protects your liver from damage.



Juice

Make Raw juice with Beetroot, Spinach, Cucumber, carrots, Apples and Cilantro

*Leonie: 073 721 5305
delicatenspicy@gmail.com*



Foods to avoid with Liver Problems



**Processed
foods**



Sugar



Meat



**Fried
Foods**



**Refined
Grains**



**Milk
Products**

Leonie: 073 721 5305
delicatenspicy@gmail.com



Natural Remedies for: **UTI** Urinary Tract Infection



Water

Water flush bacteria from your System..



Cranberry

Active ingredient in cranberries that can prevent adherence of bacteria to the bladder wall



Uva ursi

Helps flush out your kidneys.
Reduce bacteria in the urine
Reduce inflammation in the UT



Garlic

Allicin, one of the active principles of fresh garlic has a variety of antimicrobial activities.



Clove oil

It has antimicrobial, antifungal and antiviral activity.



Buchu

Natural Diuretic
Kills bacteria.
Potent anti-inflammatory

Leonie: 073 721 5305
delicatenspicy@gmail.com



Foods to avoid with **UTI** Urinary Tract Infection



**Processed
foods**



Sugar



Meat



**Fried
Foods**



**Refined
Grains**



**Milk
Products**

Leonic: 073 721 5305
delicatenspicy@gmail.com



Natural Remedies for: Cold & Flu



Garlic

It contains allicin, which have antimicrobial properties.



Ginger

It soothes a cough and sore throat.
Helps sweat out toxins



Turmeric

It boost the immune system.
It is a broad spectrum anti-microbial agent.



Honey

It has a variety of antibacterial and antimicrobial properties



Echinacea

Its active ingredients include flavonoids.
Flavonoids boost immune system and reduce inflammation.



Vitamin C

Boost the immune system.
Relieves upper respiratory tract infections.

Leonie: 073 721 5305
delicatenspicy@gmail.com



Natural Remedies for: Constipation



Prunes

Rich in insoluble fiber, as well as the natural laxative Sorbitol



Ginger

Ginger tea calms irritation in the digestive system and improves digestion



Epsom salt

Orally as a laxative to relieve occasional constipation. Soaking in epsom salt can also relief Constipation.



Flaxseed

Its a good source of dietary fibre. Increase Bowel movements.



Psyllium husk

Its a bulk-forming laxative. Promotes regularity without increasing flatulence.



Water

Constipation is related to dehydration in the colon. It will keep your stools soft and easy to pass.

*Leonic: 073 721 5305
delicatenspicy@gmail.com*



Natural Remedies for: Diarrhea



Bananas

Rich in Potassium.
Vitamin C, B6 and Folate
Easy to digest



Ginger

Prevent nausea, vomiting
and abdominal spasms.
Believed to cure Diarrhea



Charcoal

Activated Charcoal is used to treat
stomach pains from gas and
Diarrhea



Fenugreek

Seeds contain 50% mucilage,
a type of fiber, which absorb
water in the intestine and swells



Chamomile

Chamomile tea protect against
diarrhea, stomach ulcers, nausea and
gas due to its anti-inflammatory effects.



Cinnamon

Cinnamon can stop diarrhea,
Flatulence and bloating

Leonie: 073 721 5305
delicatenspicy@gmail.com



Natural Remedies for: *Digestion*



Prunes

Relieves Constipation



Ginger

Has anti-histamine properties that prevent nausea



Flax seed

Improves stool structure, making bowel movements smoother.



Rosemary

Helps speed digestion up



Anise

Speeds up bowel movements, making them more frequent



Papaya

Helps speed up Digestion

Leonie: 073 721 5305
delicatenspicy@gmail.com



Natural Remedies for: Heartburn



Bananas

Prevents acid formation



Pineapple juice

Prevents acid reflux



Raw almonds

Neutralize stomach acid



Garlic

Beneficial in
Digestion



Ginger

Minimizes stomach
inflammation



Mint leaves

Natural coolant

Leonic: 073 721 5305
delicatenspicy@gmail.com



Natural Remedies for: **High blood Pressure**



Cinnamon

Cinnamon Lowers blood Sugar levels and has a Powerfull Anti Diabetic effect



Ginger

It improves blood circulation and relax the muscles that surround blood vessels.



Hawthorn

Opens the coronary arteries and improves blood Circulation



Garlic

Lowers your blood Pressure without the Harmfull side effects



Hibiscus

A natural way to lower Blood pressure.
Use Dried flowers in a tea



Coriander

Coriander reduce blood pressure in individuals suffering from hypertension.

Leonie: 073 721 5305
delicatenspicy@gmail.com



Natural Remedies for:

Low blood Pressure



Cinnamon

Improves Peripheral circulation and Stabilize blood Pressure..



Ginger

It improves blood circulation and relax the muscles that surround blood vessels.



Hawthorn

Opens the coronary arteries and improves blood Circulation



Ginkgo biloba

Improves blood circulation and in turn Stabilizes blood pressure.



Turmeric

Improves overall body and normalize blood pressure.



Cardamon

Normalizes blood pressure Caused by low vital energy.

*Leonic: 073 721 5305
delicatenspicy@gmail.com*



Natural Remedies for: **Hormone imbalance**



Ginseng

Promotes Hormonal balance.
Increases libido



Evening Primrose

Evening Primrose Oil is rich
in gamma linolenic acid, an essential
fatty acid. Balance Hormones



Maca Root

Its an endocrine adaptogen
that boosts normal
Hormone production



Passion Flower

Is high in Chrysin, a naturally
occurring flavonoid that lowers
Estradiol



Ginger

A plant based form of
estrogen, which
helps improve hormonal imbalances



Turmeric

Turmeric has proven estrogenic
activity it mimics the
Estrogen hormone

Leonie: 073 721 5305
delicatenspicy@gmail.com



Natural Remedies for: Menopause



Ginseng

Reduce the severity of
Hot flashes and night
sweats.



Evening Primrose

Evening Primrose Oil is rich
in gamma linolenic acid, an essential
fatty acid.



Turmeric

Turmeric helps with the physical
effects of menopause and
help improve mood and pain



Stinging Nettle

Prevents Night sweats,
Builds blood
Eases anxiety, increases energy



Ginger

Treats hot Flushes and night sweats.
A plant based form of estrogen, which
helps improve hormonal imbalances



Licorice

Contain compounds that activate
Estrogen receptors to boost levels
of the hormone in the body

Leonie: 073 721 5305
delicatenspicy@gmail.com



Natural Remedies for: *Insomnia*



Chamomile

It has a calming effect on your brain,
and relaxes the whole body.
Acts as a mild Sedative.



Nutmeg

Has a calming effect on
the body.
Promotes sleep.



Lavender

It relaxes muscles.
Reduces stress. It has
calming and soothing properties.



Lemon Balm

Its a calming herb and reduce
stress and anxiety



Valerian

Its a mild sedative.
Its used for anxiety
and sleep disorder



Hops

It helps alleviate restlessness and
anxiety.
Its a natural sedative.

Leonie: 073 721 5305
delicatenspicy@gmail.com



Natural Remedies for: *Intestinal Worms*



Olive leaf

It has anti-Parasite properties.
Promotes a healthy
intestinal environment.



Cilantro

Anti-microbial
and Anti fungal.
Kills intestinal Parasites



Garlic

The active component in
Garlic that kill Parasites
are allicin.



Carrot Juice

Carrot juice cleanse the
intestine and flush
out intestinal worms



Papaya

Papaya seeds kill
Parasites



Turmeric

Turmeric flushes out
intesinal worms and
Boost your gut.

Leonic: 073 721 5305
delicatenspicy@gmail.com



Natural Remedies for: *Nausea*



Lemon

Freshly Squeezed lemon juice reduces nausea.



Ginger

Compounds in Ginger work in a Similar way to anti-nausea medication



Fennel

Fennel tea Reduces nausea



Cinnamon

Cinnamon tea reduce the severity of Nausea



Peppermint

Compounds in Peppermint work in a Similar way to anti-nausea medication



ACV

Organic Apple cider Vinegar Reduce Nausea immediatly. Drink 1 TB in 50ml Water

Leonie: 073 721 5305
delicatenspicy@gmail.com



Natural Remedies as: Pain Killers



Cloves

Clove essential oil is powerful anesthetic.



Cayenne Pepper

Provide topical relief for many types of pain, especially arthritic joint pain.



Valerian

Valerian root is effective against menstrual cramps and sore muscles



Turmeric

Turmeric can be as effective as ibuprofen for joint pain relief.



Cat's claw

One of the best herbs to relieve the joint pain caused by rheumatoid arthritis



Ginger

Helps with Muscle and Joint pain.

Leonie: 073 721 5305
delicatenspicy@gmail.com

DnS Delicate'n Spicy
Healthy Recipes

Benefits of Herbs

Leonie: 073 721 5305
delicatenspicy@gmail.com



Benefits of: *Aloe Vera*

internal and external



- * **Relieves acid reflux**
- * **Boosts immune system**
- * **Relief pain caused by arthritis**
- * **Treating skin ailments**
- * **Gives relief from side-effects of radiotherapy**
- * **Helps prevent cancer**
- * **Heal wounds** * **Sooths sunburn**

Leonic: 073 721 5305
delicatenspicy@gmail.com



Benefits of: *Anise*



in Tea or Food

- * Antiseptic**
- * Relieves Head-aches & Migraines**
- * Relieves Sore throats**
- * Help ease cramping discomfort**
- * Relieves Bloating & Gas**
- * Helps with Nausea**
- * Aids in Digestion**
- * Helps with sleep**

Leonie: 073 721 5305
delicatenspicy@gmail.com



Benefits of: *Anise*

Essential oil



- * Aids in faster wound healing
- * Relieves Cramps, coughs and Diarrhea
- * Eliminate intestinal worms
- * Clear congestion in respiratory tract
- * Provides relief from anxiety and depression
- * Relieves Joint pain
- * Insect repellent

Avoid Anise Essential oil during Pregnancy

Leonie: 073 721 5305
delicatenspicy@gmail.com



Benefits of: **Basil** *in Tea or Food*



- * **Antibacterial properties**
- * **Sharpen Memory**
- * **Combating colds, flu and herpes**
- * **Removes Phlegm from bronchial tubes**
- * **Relieve mucus in Asthma**
- * **Eliminate Infections**
- * **Anti-Stress agent**

Leonie: 073 721 5305
delicatenspicy@gmail.com



Benefits of: *Basil* Essential oil



- * Aids in digestion
- * Provides relief from Pain
- * Relieves stress and depression
- * Improves blood circulation
- * Quickly relieves bloodshot eyes
- * Enhances the dull looking skin and hair
- * Give relief from cold and fever

**Basil Essential oil should be avoided
by Pregnant and Nursing women.**

Leonie: 073 721 5305
delicatenspicy@gmail.com



Health Benefits of: *Cayenne Pepper*



- * Anti Fungal Properties
- * Helps Digestion
- * Contains Vit E
- * Relieves Migraine Pain
- * Prevents Allergies
- * Prevents Blood Clots
- * Support Weight Loss
- * Fights Cold and Flu
- * Relieves Joint and Nerve Pain
- * Provides Detox Support
- * Boost Metabolism
- * Source of Vitamin A

Cayenne Pepper may cause a burning sensation in the throat, stomach, or rectum

Leonie: 073 721 5305
delicatenspicy@gmail.com



Benefits of: *Chamomile*

in Tea



- * **Treats insomnia**
- * **Treats stomach cramps**
- * **Treats anxiety**
- * **Boost immune system**
- * **Helps control blood sugar levels**
- * **Reduces risk of thyroid and breast cancer**
- * **Has cardiovascular benefits**

Leonie: 073 721 5305
delicatenspicy@gmail.com



Benefits of: *Chives*

in Tea or Food



- * Helps to detoxify the body**
- * Boosts immune system**
- * Ease digestive discomfort**
- * Aids in maintaining mineral density in bones**
- * Reduces risk of heart attack**
- * Prevents various types of cancer**

Leonie: 073 721 5305
delicatenspicy@gmail.com



Benefits of: *Cilantro*



- * Toxic metal Cleansing
- * Anti-bacterial and anti-fungal activity
 - * Strong antioxidant activity
 - * Help improves sleep Quality
 - * Possesses anti-anxiety effects
- * Has a blood-sugar lowering effect
 - * Natural internal deodorant

**Cilantro used in excess may cause
diarrhea and stomach pain**

Leonic: 073 721 5305
delicatenspicy@gmail.com



Benefits of: *Cinnamon*

in Tea or Food



- * Aids in digestion**
- * Relieves joint pains**
- * Relieves menstruation cramps**
 - * Improves blood circulation**
- * Regulates blood sugar levels**
- * Reduces cholesterol levels**
- * Relieves sinus congestion**

Leonie: 073 721 5305
delicatenspicy@gmail.com



Benefits of: *Clove*



in Tea or Food

- * Reduces Mouth ulcers**
- * Fights tooth pain & Bleeding gums**
- * Increases Blood Circulation**
- * Helps with cough and cold Symptoms**
- * Antiseptic * Fights Nausea**
- * Helps control high cholesterol levels**
- * Avoids Bloating * Helps gastric upsets**

Leonie: 073 721 5305
delicatenspicy@gmail.com



Benefits of: *Clove*



Essential oil

- * Provides relief to tooth ache
- * Heals wounds, cuts, and injuries
- * Relieves stress, headache and pain
- * Stimulates blood circulation
 - * Remedy for earaches
 - * Boost immune system
 - * Insect repellent

Avoid Clove Essential oil during Pregnancy

Leone: 073 721 5305
delicatenspicy@gmail.com



Benefits of:

Dandelion *in Tea*



- * **Liver & Kidney Cleanser**
- * **Rich in Antioxidants**
- * **Anti-inflammatory**
- * **Fights Anemia**
- * **Fights Cancer**
- * **Aids in Digestion**
- * **Natural Diuretic and Laxative**

Leonie: 073 721 5305
delicatenspicy@gmail.com



Benefits of: *Echinacea*

in Tea or Food



- * Reducing Inflammation**
- * Boost immunity and Prevents cancer**
- * Helps prevent bacterial and viral infections**
 - * Heals respiratory conditions**
 - * Protects against infections**
- * Aids in healing Psoriasis and eczema**
 - * Reduces swollen glands**

Leonic: 073 721 5305
delicatenspicy@gmail.com



Benefits of:
Evening Primrose Oil

- * Helps with Hormone imbalance**
- * Helps with Menopause symptoms**
 - * Reduces inflammation**
 - * Heals burns and wounds**
 - * Rejuvenates aging skin**
 - * Treats acne**
 - * Treats dandruff**



Leonie: 073 721 5305
delicatenspicy@gmail.com



Benefits of Garlic



- * Natural Antibiotic
- * Boosts Immune System
- * Kills Parasites * Stops Toothaches
- * Lowers Cholesterol * Treats Athlete's foot
- * Prevents Blood Clots * Treats ear infection
- * Promotes Heart Health * Curbs Cold and Flu
- * Heals Cold Sores * Treats Insect Bites
- * Lowers Blood Pressure * Repels Mosquitoes

**Use Garlic with Caution when you have
Low Blood Pressure.**

Leonie: 073 721 5305
delicatenspicy@gmail.com



Benefits of: *Ginger*



Use Ginger with Caution when you have Diabetes. It may cause low levels of Glucose

- * Helps treat Nausea
- * Lowers Cholesterol Levels
- * Protects Against Stomach Ulcers
- * Protects Against Alzheimer's Disease
- * Eases Menstrual Pains
- * Regulates Blood Sugar
- * Fights Fungal Infections
- * Relieves Joint and Muscle Pain

1/2 teaspoon Ground Ginger in 1 cup warm water, mix with Honey and enjoy as a tea.

Leonie: 073 721 5305
delicatenspicy@gmail.com



Benefits of: *Lavender*



- * Clear Sinuses
- * Anti-bacterial
- * Fatigue
- * Eczema
- * Anti-dandruff
- * Insect bites
- * Anxiety and stress relief
- * Muscle pain
- * Insomnia treatment
- * Migraine relief
- Menstrual cramps
- * Minor burns
- * Perfume
- * Bug repellent
- * Circulation
- * Acne treatment
- * Respiratory treatment
- * Sunburn

Leone: 073 721 5305
delicatenspicy@gmail.com



Benefits of Lavender

Essential oil



Helps sleep & treat insomnia

*** Headache Remedy**

*** Improves mood and Brain function**

*** Antifungal and antiseptic properties**

*** Clears up acne outbreaks**

Relieves Stomach Discomfort

*** Antioxidant protection**

*** Insect bites * Scars * Sores * Burns**

Leonie: 073 721 5305
delicatenspicy@gmail.com



Benefits of: **Lemon Balm**
in Tea or Food



- * **Helps with upset stomach**
- * **Helps with Toothache**
- * **Helps with insect bites**
- * **Relieves headache**
- * **Helps with stress and anxiety**
- Helps with sores and burns**
- * **Aids in Digestion**

Leonie: 073 721 5305
delicatenspicy@gmail.com



Benefits of: Lemon



- * Reduce your body weight**
- * Acts as a blood purifier**
- * Eliminate bad Cholesterol**
- * Cures Throat infections**
- * Treats cold, flu and fever**
- * Reduce Digestion problems**
- * Stop internal blood bleeding**
- * Cures Respiratory Problems**
 - * Protect from toothache**
- * Protect from skin related problems**

Leonie: 073 721 5305
delicatenspicy@gmail.com



Benefits of *Lemon Grass* *Essential oil*



- * Relieves Headache**
- * Kills bacteria * Reduce Fever**
- * Boost the immune system * Detoxify body**
- * Reduces inflammation * Relax Muscles**
- * Fights colds and Flu**
- * Reduces stress and anxiety**
- * Relieves Menstrual cramps**
- * Relieves Stomachache**

Leonic: 073 721 5305
delicatenspicy@gmail.com



Benefits of: *Peppermint*



in Tea or Food

- * Promotes Digestion**
- * Help in Weight loss**
- Helps in Chest congestion & Coughing**
- * Promotes oral health**
- * Help reduce nausea and headache**
- * Improves memory**
- * Stops baby colic**
- * Treatment for Irritable bowel Syndrome**
- * Relieves stress and depression**

Leonie: 073 721 5305
delicatenspicy@gmail.com



Benefits of Peppermint

Essential oil



- * Bacterial infections
 - * Nausea
 - * Bad Breath
 - * Fevers
 - * Colds
 - * Muscle Pain
 - * Heartburn
 - * Indigestion
 - * Coughs
 - * Menstrual Pain
 - * Headaches
 - * Ant Repellent
 - * Mosquito Repellent
 - * Hair Growth
 - * Room Freshner
 - * Gets rid of acne
 - * Removes blemishes
- Can decrease milk production in breast feeding mothers.**

Leonie: 073 721 5305
delicatenspicy@gmail.com



Benefits of Nutmeg



DO NOT USE IF PREGNANT OR BREASTFEEDING
DO NOT GIVE TO CHILDREN 3 AND UNDER

- * Treating Cancer
 - * Treating Kidney disease
 - * Increasing menstrual flow
 - * Fights Depression
 - * Sleep Aid
 - * Antiseptic
 - * Anti-inflammatory
 - * Increases Blood Pressure
 - * Natural Pain killer
 - * Treats joint and Arthritis
 - * Mood enhancer
- 1/2 teaspoon Ground nutmeg in 1 cup warm water, mix with Honey and enjoy as a tea.**

Leonic: 073 721 5305
delicatenspicy@gmail.com



Benefits of:



Olive leaf in Tea

- * Protects Digestive system**
- * Protects central nervous system**
- * Inhibits Microorganism growth**
- * Reduces risk of inflammation**
- * Prevents oxidation or cell damage**
- * Antiviral, antifungal and antiparasitic**
- * Boost Immune system**

Leonie: 073 721 5305
delicatenspicy@gmail.com



Benefits of: *Oregano*

in Tea or Food



- * **Aids in digestion**
- * **Detoxify the body**
- * **Boosts the immune system**
- * **Speeds up the metabolism**
- * **Protect against bacteria in gut**
- * **Reduces risk of heart attacks and strokes**

Leonie: 073 721 5305
delicatenspicy@gmail.com



Benefits of: *Oregano*

Essential oil



- * Promotes Digestion
 - * Powerful painkiller
 - * Eliminates intestinal worms
 - * Protects against viral, fungal, and bacterial infection
 - * Soothing effects on inflammation
- Regulates menstruation

Oregano Essential oil should be avoided by Pregnant and Nursing women.

Leonie: 073 721 5305
delicatenspicy@gmail.com



Benefits of: Parsley



- * Improves Immunity
- * Full of Antioxidants * Balances Body fluids
- * Great for Digestive health
- * Full of Iron * Helps wounds heal faster
- * Helps to control Arthritis * Promotes a healthy heart
- * Keeps your eyes Bright and sparkly
- * Prevents Kidney disease

**Parsley used in excess may cause
anemia and liver problems**

Leonie: 073 721 5305
delicatenspicy@gmail.com



Benefits of: *Plantain*

in Tea or Food



- * **Relieves Hemorrhoids**
- * **Helps for indigestion and ulcers**
- * **Relieve Irritable Bowel Syndrome**
- * **Sooths kidney and bladder problems**
- * **Relieves Irritable Bowel syndrome**
- * **Calms bowels during Diarrhea or Constipation**

Leonic: 073 721 5305
delicatenspicy@gmail.com



Benefits of: *Rosemary*



in Tea or Food

- * Soothe the digestive system**
- * Relieve muscle pain**
- * Relieves stress and Depression**
- * Improves your memory**
- * Antibacterial * Anti-Inflammatory**
- * Antiseptic * Antiviral**
- * Natural diuretic * Kidney cleanser**

Leonie: 073 721 5305
delicatenspicy@gmail.com



Benefits of: *Rosemary*



Essential oil

- * **Relieves Menstrual cramps**
- * **Helps with Migraines** * **Improves Memory**
- * **Helps with muscle pain**
- * **Clears airways** * **Help clear Sinus**
- * **Improves blood Circulation**
- * **Stimulates the Scalp** * **Eases Dandruff**
- * **Hair Growth and Strength**

Leonie: 073 721 5305
delicatenspicy@gmail.com



Benefits of: *Sage*



in Tea or Food

- * **Powerful Anti-Inflammatory**
- * **Improves Memory**
- * **Soothes Sore Throats** * **Antioxidant**
- * **Boost Immune System**
- * **Prevents Constipation**
- * **Boost blood Health**
- * **Strengthens bones and Teeth**

Leonie: 073 721 5305
delicatenspicy@gmail.com



Benefits of: Sage

Essential oil



- * Aids in Digestion
 - * Heals wounds, scars and incisions
 - * Improves Menstrual cycles
 - * Protects against Microbial and bacterial infections
- Reduces Inflammation
Relieves Skin Diseases

Avoid Sage Essential oil during Pregnancy

Leonie: 073 721 5305
delicatenspicy@gmail.com



Benefits of: *Tea tree*

Essential oil



- * **Treats infections**
- * **Treats Athlete's foot**
- * **Treats Acne**
- * **Treats eye infections**
- * **Treats allergic skin reactions**
- * **Treats dandruff**
- * **Treats lice**
- * **Treats bad breath and dental plaque**

Leonic: 073 721 5305
delicatenspicy@gmail.com



Benefits of: *Turmeric*



in Tea or Food

- * **Natural Painkiller**
- * **Ani-Inflammatory**
- * **Strong Anti-Oxidant**
- * **Anti-Microbial** * **Heals Wounds faster**
- * **Boost immune System**
- * **Boosts Detoxification**

Leonie: 073 721 5305
delicatenspicy@gmail.com



How to activate: Turmeric



*** Black Pepper**

Piperine, a compound found in black pepper improves absorption of turmeric by 2000%

*** Healthy Fat**

Turmeric is fat soluble and thus much better absorbed when taken with fat (Coconut oil)

*** Heat it up**

Heat increase the solubility of curcumin by 12 times

Leonic: 073 721 5305
delicatenspicy@gmail.com



Benefits of: *Thyme*

in Tea or Food



- * **Anti-Fungal Properties**
- * **Rich in Anti-oxidant**
- * **Relieves Stress and Depression**
- * **Improves Blood Circulation**
- * **Boosts Immune system**
- * **Improves vision**
- * **Aids in curing respiratory ailments**

Leonie: 073 721 5305
delicatenspicy@gmail.com



D.I.Y.

Leonie: 073 721 5305
delicatenspicy@gmail.com



Diy Bath Goody

- * 1/2 Cup Baking Soda
- * 1/4 cup Epsom salt
- * 1/4 cup Citric acid (optional)
- * 1/4 cup corn starch
- * 2 TB Coconut oil
- * 1 t essential oil
- * Few drops colouring
- * 1 Tb Water

Mix dry and wet
ingredients
Seperatly.
Add Wet
ingredients little
by little to
Dry ingredients.
Place in Mould

Leonie: 073 721 5305
delicatenspicy@gmail.com



Hot and Cold Treatment

**Have 2 Containers, one with hot water
one with ice cold water.**

**Put body part in Hot water for 3 minutes,
then cold water for 30 seconds.**

Repeat 3 times

**Hot is a stimulant after 3 min bloodflow
slows down, then Cold is a stimulant
after 30 sec. slows down.**

More then 3 Times can exhaust the body

Leonic: 073 721 5305
delicatenspicy@gmail.com



Benefits of: Onion Poultice



- * Break up mucus and congestion in chest**
- * Draws out infection in boil**
 - * Draws out toxins**
 - * Reduce swelling**
- * Gets rid of inflammation**

Leonie: 073 721 5305
delicatenspicy@gmail.com



How to make:



Onion Poultice

- 1. Grate raw onion to produce soft mush.**
- 2. Spread this on clean cloth.**
- 3. Apply to affected area.**
- 4. Cover with Glad wrap.**
- 5. Cover with bandage to hold poultice in place.**
- 6. Leave overnight and remove in morning.**
- 7. Continue till desired results**

Leonie: 073 721 5305
delicatenspicy@gmail.com



Benefits of:



Potato Poultice

- * Draws out Splinters from skin**
- * Draws out infection**
- * Draws the puss out of a boil**
- * Draws out bee stings**
- * Reduce Swelling**
- * Gets rid of inflammation**

Leonie: 073 721 5305
delicatenspicy@gmail.com



How to make:



Potato Poultice

- 1. Grate raw potato to produce soft mush.**
- 2. Spread this on clean cloth.**
- 3. Apply to affected area.**
- 4. Cover with Glad wrap.**
- 5. Cover with bandage to hold poultice in place.**
- 6. Leave overnight and remove in morning.**
- 7. Continue till desired results**

Leonie: 073 721 5305
delicatenspicy@gmail.com



Benefits of: **Charcoal Poultice**



- * Reduce pain**
- * Reduce Swelling**
- * Draw out infections**
- * Pulls out Heavy metal toxicity from body**
- * Reduce inflammation**
- * Treat insect bites**
- * Treat infection**
- * Treat snake and spider bites**

Leonie: 073 721 5305
delicatenspicy@gmail.com



How to make:

Charcoal Poultice

- 1. Use equal parts of flaxseed and charcoal.**
- 2. Add enough hot water to make a paste**
- 3. Spread this on clean cloth.**
- 4. Apply to affected area.**
- 5. Cover with Glad wrap.**
- 6. Cover with bandage to hold poultice in place.**
- 7. Leave overnight and remove in morning.**
- 8. Continue till desired results**

Leonie: 073 721 5305
delicatenspicy@gmail.com



Essential oil blend for :



Arthritis

In a 10ml Bottle

- * 3 Drops Lavender oil**
 - * 3 Drops Rosemary oil**
 - * 5 Drops Peppermint oil**
 - * Fill bottle with Extra virgin olive oil.**
- Shake well.**

Apply on the affected area.

Leonie: 073 721 5305
delicatenspicy@gmail.com



Essential oil blend for: **Fever**



In a 10ml Bottle

*** 4 Drops Peppermint oil**

*** 2 Drops Lavender oil**

*** Fill bottle with Extra virgin olive oil.**

Shake well.

**Apply on back along spine
and rub under feet.**

Leonic: 073 721 5305
delicatenspicy@gmail.com



Essential oil blend for :



Headache

In a 10ml Bottle

*** 2 Drops Lavender oil**

*** 2 Drops Rose oil**

*** 2 Drops Chamomile oil**

*** Fill bottle with Extra virgin olive oil.**

Shake well.

Apply on Temples and back of neck.

Leonie: 073 721 5305
delicatenspicy@gmail.com



Essential oil blend for :



Insomnia

In a 10ml Bottle

- * 6 Drops Lavender oil**
 - * 6 Drops Lemon balm oil**
 - * 3 Drops Chamomile oil**
 - * Fill bottle with Extra virgin olive oil.**
- Shake well.**

Apply on Temples and back of neck.

Leonie: 073 721 5305
delicatenspicy@gmail.com



Essential oil blend for:

Memory



In a 10ml Bottle

- * 3 Drops Rosemary oil**
- * 2 Drops peppermint oil**
- * 2 Drops Cedarwood oil**
- * Fill bottle with Extra virgin olive oil.**

Shake well.

Apply on Temples.

Leonie: 073 721 5305
delicatenspicy@gmail.com



Essential oil blend for :

Menstrual Cramps



In a 10ml Bottle

- * 5 Drops Lavender oil**
 - * 10 Drops peppermint oil**
 - * 3 Drops Chamomile oil**
 - * Fill bottle with Extra virgin olive oil.**
- Shake well.**

Apply on affected area.

Leonie: 073 721 5305
delicatenspicy@gmail.com



Essential oil blend for:



Muscle Pain

In a 10ml Bottle

- * 9 Drops Peppermint oil**
 - * 5 drops Clove oil**
 - * 6 Drops eucalyptus oil**
 - * Fill bottle with Extra virgin olive oil.**
- Shake well.**

Apply on affected area.

Leonie: 073 721 5305
delicatenspicy@gmail.com



Facial Mask:
Bentonite Clay

- * Removes Toxins from skin**
- * Regulates face oil**
- * Improves blood Circulation**
- * Minimizes pores * Treats Acne Breakouts**

1 Teaspoon Bentonite Clay
3 Teaspoons luke warm water.
Mix into a paste.

Leonic: 073 721 5305
delicatenspicy@gmail.com



Natural Remedies for :

Toothache

**On a piece of Cotton wool apply
Coconut oil, turmeric and Cloves
Keep on tooth till pain Calms**

Earache

**Add 2 Drops Garlic oil into the ear.
Insert cotton wool.**

Leonie: 073 721 5305
delicatenspicy@gmail.com



Powershot Colds & Flu

1/2 Lemon freshly squeezed



1 T raw honey



1/2 t Cayenne Pepper



1/2 t Ginger powder

1/2 t Turmeric Powder



1/4 t Cinnamon

Pinch Black pepper



Mix everything and Drink twice a day

Leonie: 073 721 5305
delicatenspicy@gmail.com



Cold sore lip Balm

75 ml Lemon Balm infused oil

1 Tablespoon Coconut oil

1 Tablespoon beeswax

1 Tablespoon Shea butter

20 Drops Tea tree oil

20 Drops Peppermint oil

Melt oils, beeswax and Butter over double boiler. Mix in rest of ingredients

Leonie: 073 721 5305
delicatenspicy@gmail.com



Black Drawing Salve

* 1/4 Cup Calendula, Plantain infused olive oil

* 1/4 Cup Coconut oil * 2 tsp Castor oil



* 4 tsp Beeswax

* 3 tsp Activated Charcoal

* 2 tsp Bentonite clay

* 10 Drops Frankincense * 10 drops Lavender oil

* 10 Drops Rosemary oil * 10 Drops Clove oil

Melt oils and beeswax over double boiler.

Mix in rest of ingredients

Leonie: 073 721 5305
delicatenspicy@gmail.com



Wound Care From the Bible

**Luke 10:34 "... and bound up his wounds,
Pouring in oil and wine..."**

**Do not disinfect or clean the wound.
Put dressing over wound, Pour olive oil over
then pour organic apple cider vinegar over.**

*Leonic: 073 721 5305
delicatenspicy@gmail.com*

